



Lower Costs. Build Energy Security. Stay in Control.

# METERING AND MONITORING SERVICES



# Peace-of-Mind Guarantee

We make utility management effortless.



## No Upfront Costs

Our performance-based model means you only pay from the savings we deliver. No risk, no hidden costs.



## Obligation-free Recommendations

Transparent, verified reports show exactly where your savings will come from — no obligation to proceed.



## Effortless process, we handle everything

Flexible, fully managed contracts — we handle setup, management, savings, and reporting so you don't have to.



Peace of Mind Guarantee

You gain a **partner, not a vendor**. One expert team managing your entire utility portfolio.

# Why Businesses Choose Utility Consult?

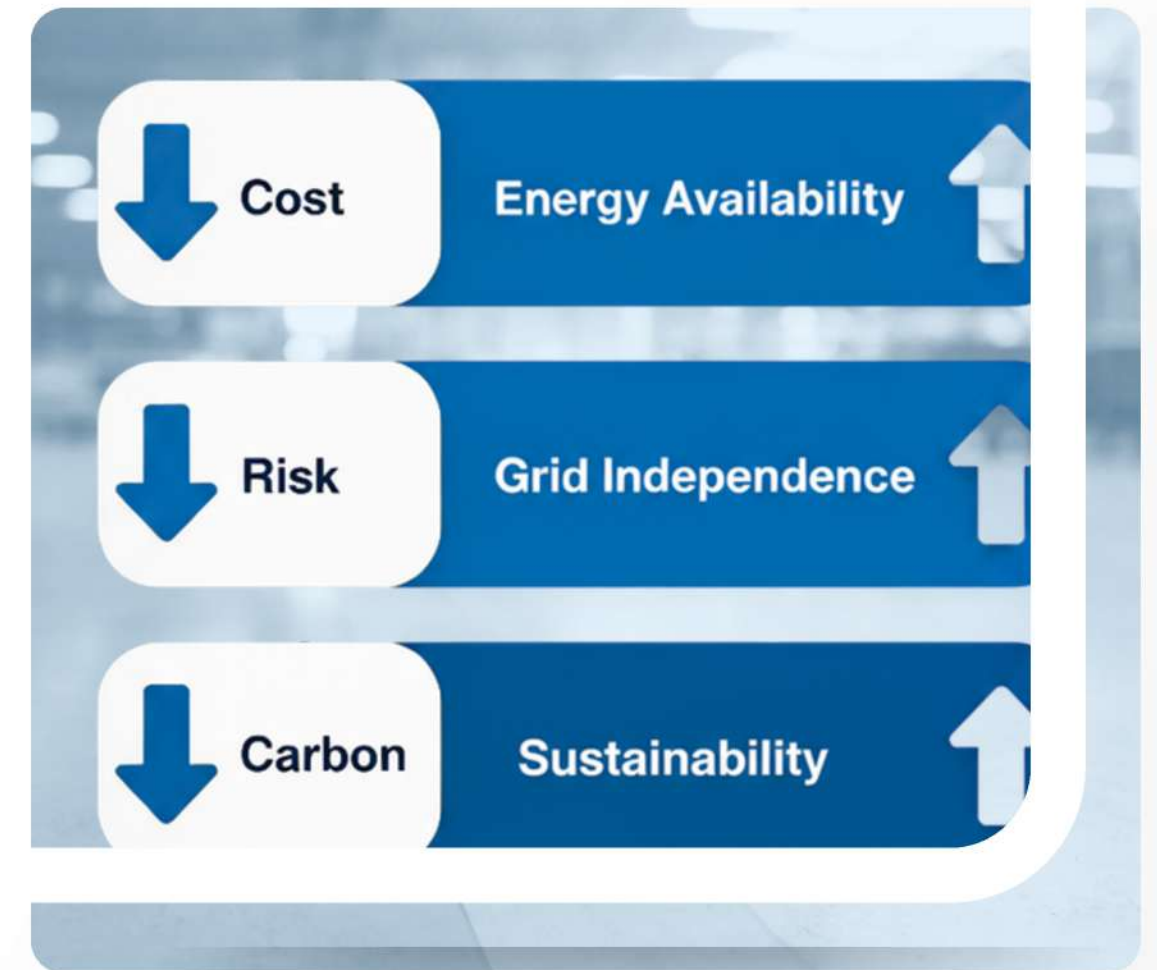
**01** **23+ Years of Proven Expertise**  
Long-standing experience across commercial, industrial, and property sectors

**02** **R250m in Verified Client Savings**  
Proven results you can trust and measure.

**03** **Complete Solution Approach**  
We manage all utilities under one roof, unlike others who specialize in only one area.

**04** **Proprietary UtilityZmart Software**  
Advanced analytics technology identifies savings others miss.

**05** **Risk-Free Guarantee**  
No upfront cost, obligation-free recommendations.



*"While others specialize in pieces of the puzzle, we optimize your entire utility portfolio."*

# THE LIVEVIEW METER DATA MANAGEMENT PORTAL

**LIVEVIEW** is a smart metering data management platform with access portal that offers users value-adding metered information services devised to improve utility management, achieve cost savings and optimize revenue recovery.

Web-based functionality includes quasi-real time consumption profiles, notifications, reports, dashboards, performance benchmarking, bill verifications and more.

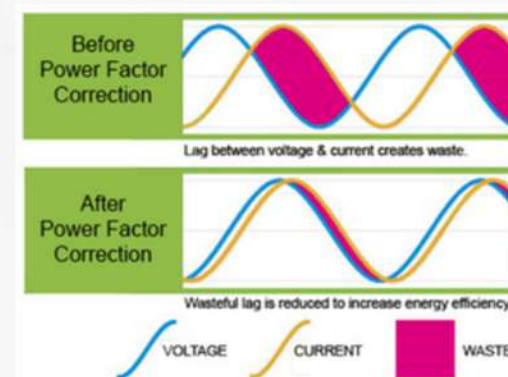
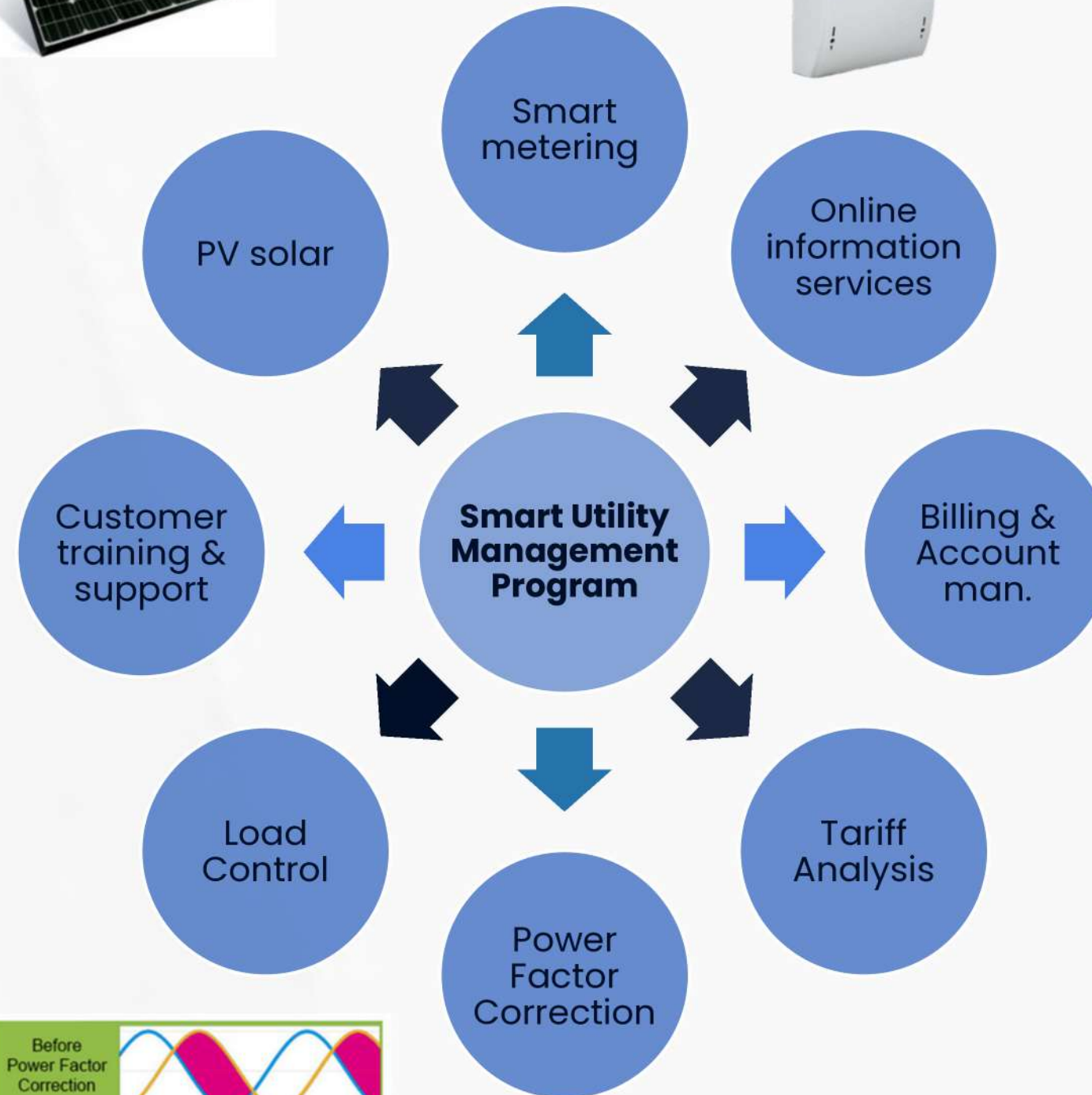
SECURE ONLINE LOGIN - 24/7  
ANYWHERE - ANYTIME




# SMART UTILITY MANAGEMENT SERVICES



On/Off with feedback of load



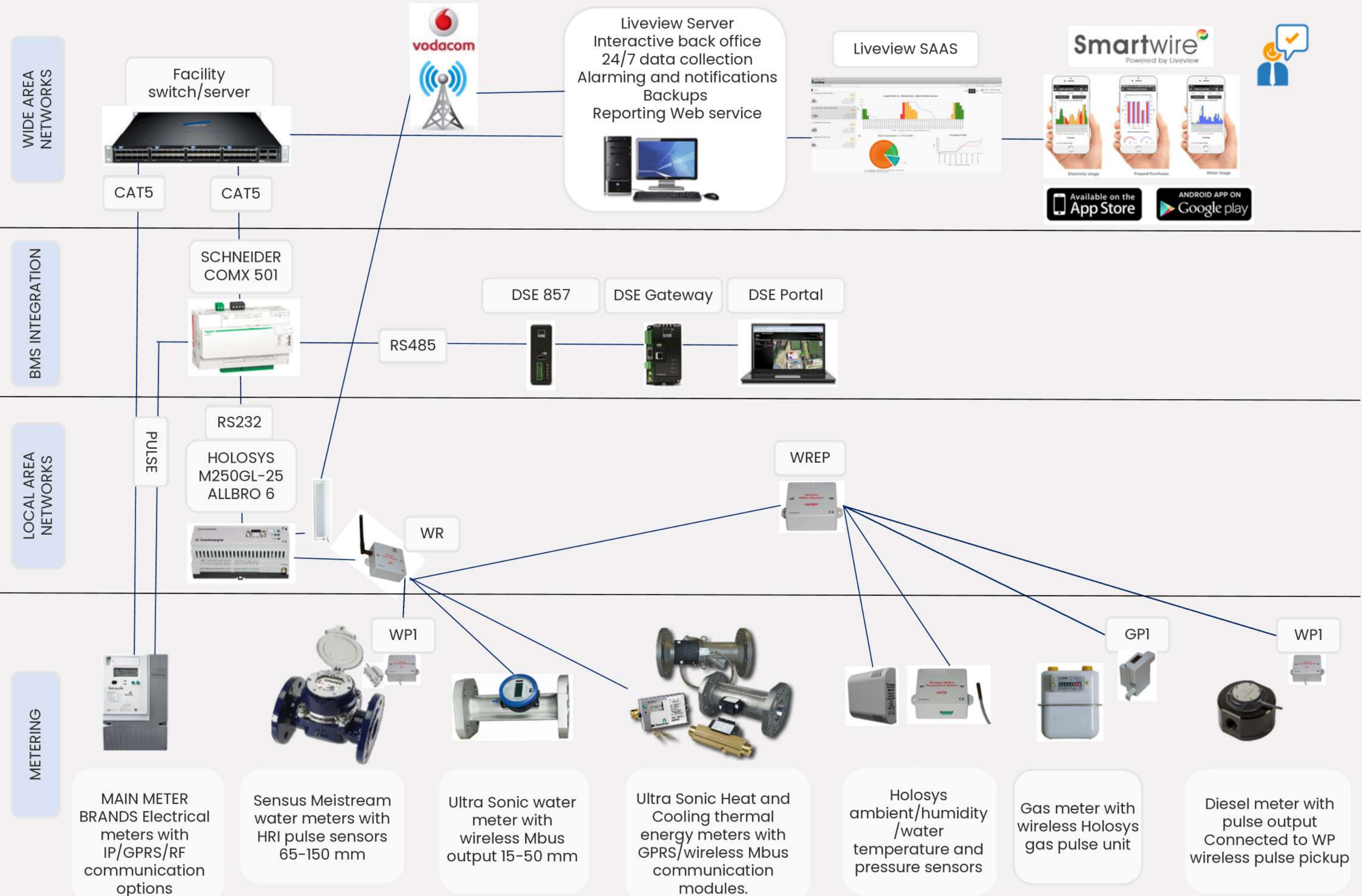
# ONLINE ACCESS



The screenshot shows a login page for 'UTILITY CONSULT'. At the top left is a logo consisting of a blue and green 3D square. To its right, the text 'UTILITY' is above 'CONSULT', with a horizontal line between them. Below the logo, the instruction 'Enter username and password to continue.' is centered. There are two input fields: 'Username' with a person icon and 'Password' with a lock icon. Below these is a checkbox for 'Remember Me' and a link for 'Lost password?'. A blue 'Login' button is at the bottom. In the bottom right corner, there are icons for Internet Explorer, Firefox, Chrome, and Safari, followed by the text 'Microsoft Partner Silver Application Development'.

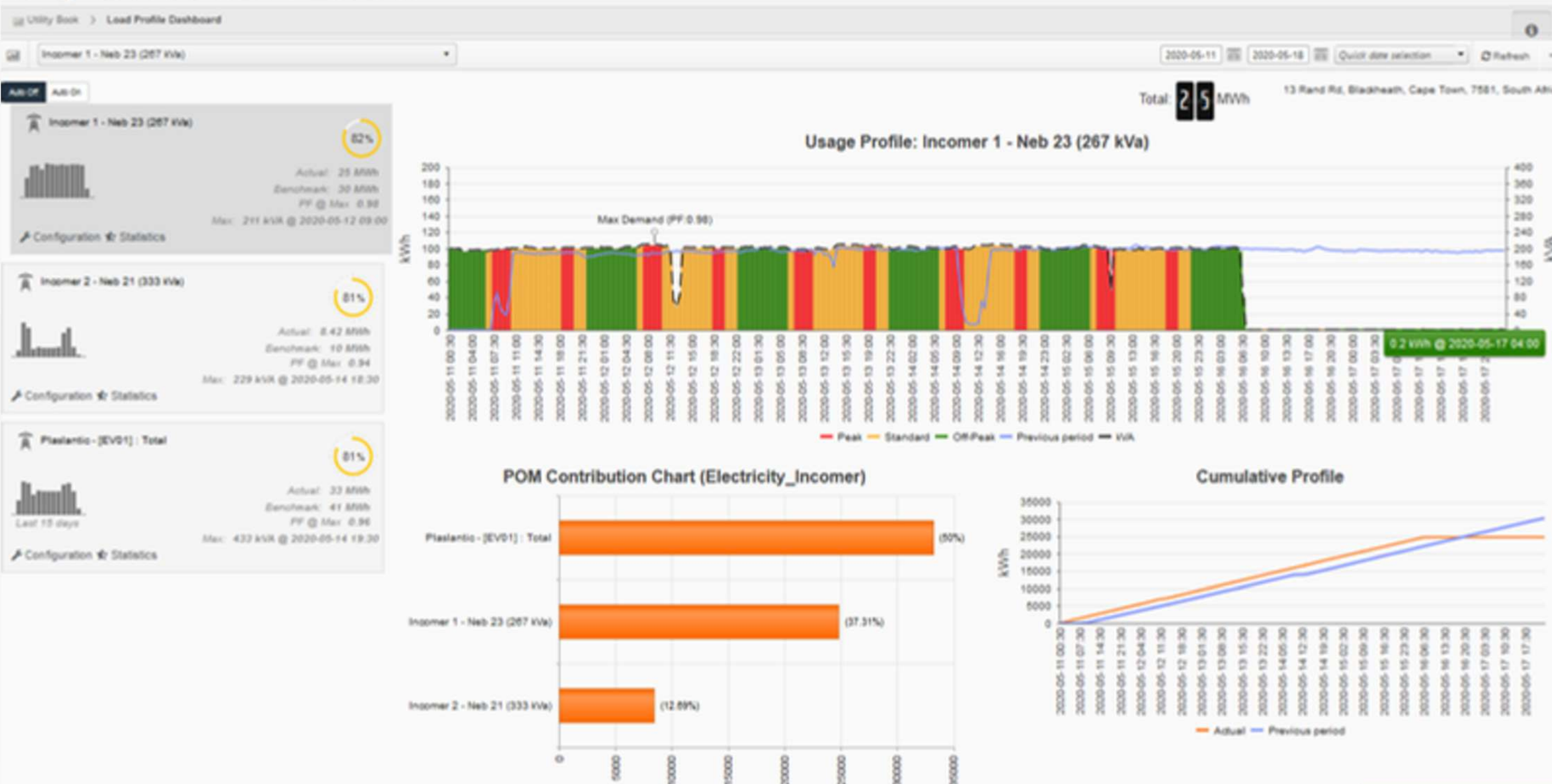
**SECURE  
ONLINE LOGIN  
24/7  
ANYWHERE  
ANYTIME**

# METERING DESIGN – GENERIC CONFIGURATIONS



# ENERGY DASHBOARDS

## Utility Book Load Profile Dashboard




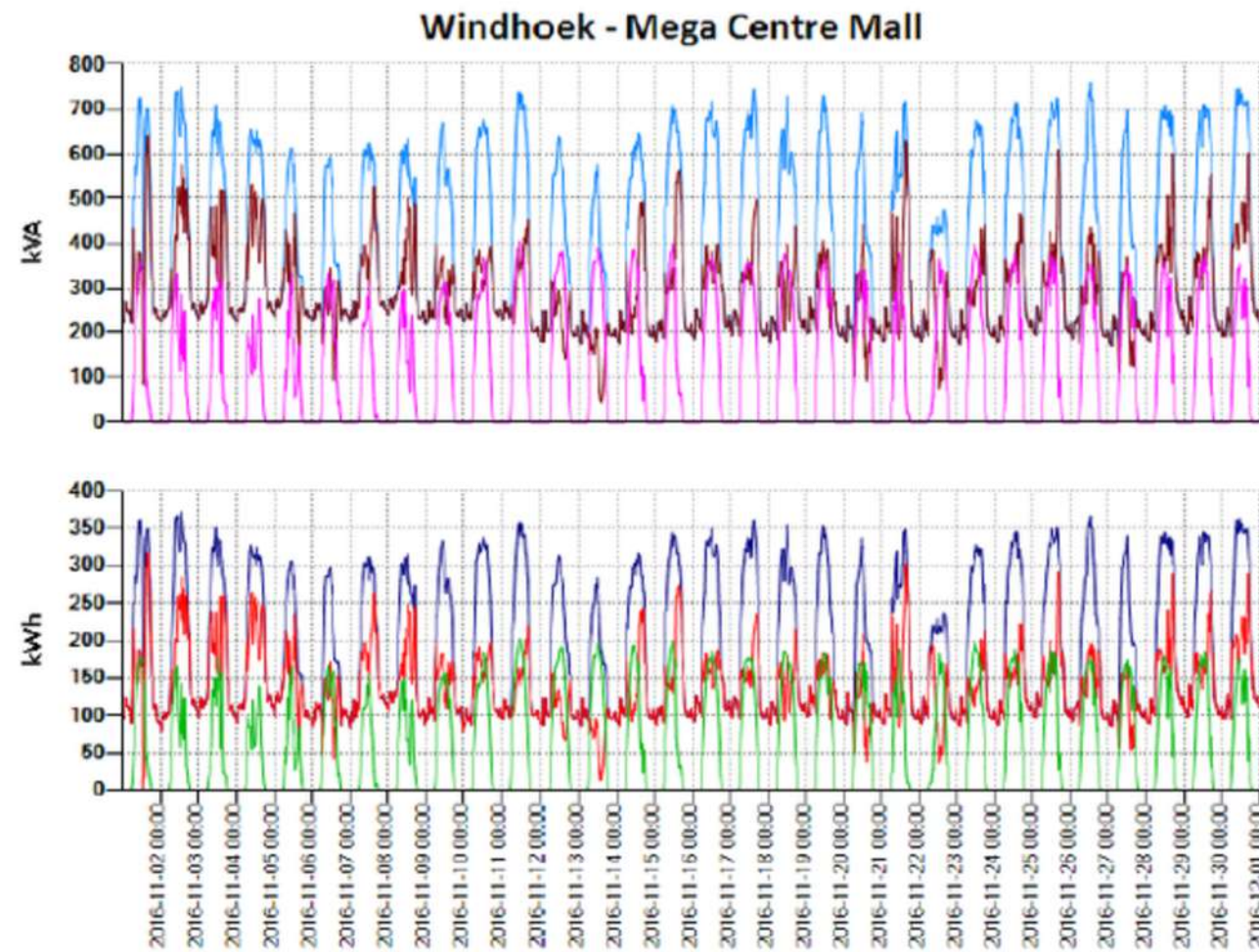
ENERGY DASHBOARDS HIGHLIGHT PERFORMANCE PER METER AND PROBLEM AREAS THROUGH BENCHMARK COMPARISONS

# ENERGY DASHBOARDS



WATER DASHBOARDS HIGHLIGHT PERFORMANCE PER METER AND PROBLEM AREAS THROUGH BENCHMARK COMPARISONS

# ONLINE ACCESS



**SOLAR PROFILE**  
**ENERGY PROFILE**  
**CALENDER PROFILE**  
**DEMAND PROFILE**  
**COMPARISON PROFILE**

**Mega Centre Mall - [EV02] Facility Total**

Channel	Key	Interval	Total	Count	Average	Minimum	Maximum
Facility Energy (kWh)	■	30 minute	276 324.66	1440	191.89	78.48	371.55
Facility Demand (kVA)	■	30 minute		1440	393.84	171.50	757.74
Grid Energy (kWh)	■	30 minute	195 287.40	1440	135.62	-6.35	317.37
Grid Demand (kVA)	■	30 minute		1440	284.99	45.30	640.75
Solar PV Energy (kWh)	■	30 minute	81 037.26	1440	56.28	-0.26	202.66
Solar PV Demand (kVA)	■	30 minute		1440	112.61	0.00	405.33
Solar PV Est. Saving (kVA)		30 minute		1	108.84	126.20	116.99

# FACILITY BOOK



- Energy Book >
- Facility Book** v
- Overview
- Monthly Usage
- Yearly Usage
- Account Entry
- Comparison
- Contribution
- Tariff Report

Monthly Usage Menu Options

Hierarchy 
  Alphabetical 
  Tariff 
  Tag

POM: 16 Ridge Way : [E01] - Main Supply[CL - Bloemfontein - [E01] Intake

Data Type: Interval Data (Billable 30-minute)  Only between: December 2014 June 2014

Submit Show/Hide Detail

Measurement Month	Entity	12-month Max. (kVA)	Demand (kVA)	Non-TOU Cons. (kWh)	TOU Peak (kWh)	TOU Standard (kWh)	TOU Off-peak (kWh)	Excl. Cost	Eff. Cost	LF
December 2014	CL - Bloemfontein - [E01] Intake	283.390 kVA	144.236 kVA		6 648 kWh	21 743 kWh	20 894 kWh	R 65 282.58	R 1.324593	0.459
November 2014	CL - Bloemfontein - [E01] Intake	283.390 kVA	129.076 kVA		5 265 kWh	18 400 kWh	18 285 kWh	R 57 842.58	R 1.378846	0.451
October 2014	CL - Bloemfontein - [E01] Intake	283.390 kVA	133.621 kVA		7 104 kWh	22 551 kWh	20 228 kWh	R 64 858.72	R 1.300217	0.502
September 2014	CL - Bloemfontein - [E01] Intake	283.390 kVA	150.589 kVA		6 679 kWh	22 520 kWh	20 424 kWh	R 66 279.21	R 1.335655	0.458
August 2014	CL - Bloemfontein - [E01] Intake	283.390 kVA	165.412 kVA		9 082 kWh	24 981 kWh	28 677 kWh	R 109 776.45	R 1.749704	0.510
July 2014	CL - Bloemfontein - [E01] Intake	283.390 kVA	236.525 kVA		15 074 kWh	34 060 kWh	38 215 kWh	R 135 909.67	R 1.555938	0.496
June 2014	CL - Bloemfontein - [E01] Intake	283.390 kVA	270.720 kVA		13 360 kWh	31 394 kWh	38 019 kWh	R 134 139.48	R 1.620570	0.425

MONTHLY FIGURES  
 COST ANALYSIS  
 BILL CREATION  
 ANNUAL COST

# ACCOUNT MANAGEMENT



Menu Options

Hierarchy
  Alphabetical
  Tariff
  Tag

POM:

Compare with:



Include lines with zero cost

Entry Name	Unit	Reading 1	Reading 2	Reading Diff.	% Diff.	Cost 1	Cost 2	Diff. (Cost)	% Diff.	Unit	Eff. Cost 1	Eff. Cost 2
Access / Capacity	kVA	283.390	181.100	-102.290	-36.08%	R 12 010.07	R 7 675.02	R -4 335.05	-36.08%	R/kVA	42.380006	42.380011
Demand	kVA	192.372	181.100	-11.272	-5.86%	R 22 126.63	R 20 830.00	R -1 296.63	-5.86%	R/kVA	115.020013	115.019326
gh Demand Season	kWh	29 109.000	26 942.000	-2 167.000	-7.45%	R 35 221.89	R 32 599.82	R -2 622.07	-7.45%	R/kWh	1.210000	1.210000
emand Season	kWh	9 225.000	8 981.993	-243.007	-2.64%	R 23 800.50	R 23 173.54	R -626.96	-2.64%	R/kWh	2.580000	2.580000
gh Demand Season	kWh	26 263.000	26 027.998	-235.002	-0.90%	R 34 667.16	R 34 356.96	R -310.20	-0.90%	R/kWh	1.320000	1.320000
hly	Month	1.000	1.000	0.000	0.00%	R 1 865.59	R 1 865.59	R 0.00	0.00%	R/Month	1 865.590000	1 865.590000
	kWh	64 597.000	61 951.991	-2 645.009	-4.09%	R 129 691.84	R 120 500.93	R -9 190.91	-7.13%	R/kWh	2.007707	1.945070
						R 18 156.86	R 16 870.13	R -1 286.73		R/c		
						<b>R 147 848.70</b>	<b>R 137 371.06</b>	<b>R -10 477.64</b>		<b>R/kWh</b>	<b>2.288786</b>	<b>2.217379</b>

ACCOUNT ENTRY  
BILL VERIFICATION

# MONTH END TENANT COST METERING SLIP




BUILDING: 123 BODY CORPORATE


---

READING RETURN


TENANT:   
 BUILDING ID: **4223**  
 LEASE ID: **081042**  
 UNIT REFERENCE:

Mar-26		
18-Feb-26	to	17-Mar-26
CONSUMPTION	RATE	SUBTOTAL

UTILITY CHARGE	METER NO.	FACTOR	AREA %	CONSUMPTION	RATE	SUBTOTAL
<b>MAIN</b>						
KWH LOW SEASON	34273041		100%	29361		
KWH HIGH SEASON	34273041		100%	0		
DEMAND KVA	34273041		100%	86		
<b>AC</b>						
KWH LOW SEASON	34273008		100%	6289		
KWH HIGH SEASON	34273008		100%	0		
DEMAND KVA	34273008		100%	0		
<b>GEN</b>						
KWH LOW SEASON	34273018		100%	3017		
KWH HIGH SEASON	34273018		100%	0		
<b>ELECTRICITY</b>						
CCT TOU MV PEAK - LOW	MULTIPLE		100%	4619	3,3296	R 15 425,07
CCT TOU MV STANDARD - LOW	MULTIPLE		100%	16171	2,1708	R 35 103,67
CCT TOU MV OFF PEAK - LOW	MULTIPLE		100%	8571	1,7563	R 15 053,80
CCT TOU MV DEMAND CHARGE	34273041		100%	86	75,89	R 6 553,86
CCT TOU MV SERVICE FEE	MULTIPLE		24,88%	1	598,28	R 598,28
CCT TOU MV NETWORK ACCESS	MULTIPLE	5953m <sup>2</sup>	24,88%	348	17,47	R 6 085,35
BUILDING COMMON AREA %	29465641	5953m <sup>2</sup>	24,88%	18840	2,68	R 50 488,50
<b>SUBTOTAL ELECTRICITY:</b>						<b>R 134 327,32</b>
VAT: (15%)						R 20 149,10
<b>TOTAL COST ELECTRICITY:</b>						<b>R 154 476,41</b>
<b>GENERATOR</b>						
GENERATOR FUEL COST	34273022	FLOOR				R -
GENERATOR FUEL COST	34273022	Common				R -
<b>SUBTOTAL GENERATOR:</b>						<b>R -</b>
VAT: (15%)						R -
<b>TOTAL COST GENERATOR:</b>						<b>R -</b>
<b>WATER</b>						
PRO RATA WATER %	9W718458	5953m <sup>2</sup>		376,72	37,86	R 14 262,59
WATER BASIC:		1			274,11	R 274,11
<b>SUBTOTAL WATER:</b>						<b>R 14 536,70</b>
VAT: (15%)						R 2 180,51
<b>TOTAL COST WATER:</b>						<b>R 16 717,21</b>
<b>SEWER</b>						
PRO RATA SEWER %	9W718458	5953m <sup>2</sup>		357,88	28,30	R 10 128,10
SEWER BASIC:		1			197,03	R 197,03
<b>SUBTOTAL SEWER:</b>						<b>R 10 325,13</b>
VAT: (15%)						R 1 548,77
<b>TOTAL COST SEWER:</b>						<b>R 11 873,90</b>
<b>TOTAL:</b>						
<b>TOTAL CHARGES: EXCL</b>						<b>R 159 189,14</b>
VAT: (15%)						R 23 878,37
<b>TOTAL CHARGES: INCL</b>						<b>R 183 067,51</b>

NOTES:

**YTD KWH INCLUDING COMMON AREA**



Month	KWH
APR-25	54229
MAY-25	49805
JUN-25	42406
JUL-25	52858
AUG-25	50203
SEP-25	42406
OCT-25	48440
NOV-25	49149
DEC-25	42582
JAN-26	51009
FEB-26	57248
MAR-26	48201

BILLING QUERIES: [info@utilityconsult.co.za](mailto:info@utilityconsult.co.za) - Head Office: 021 940 6906

"YOUR COMPLETE UTILITY COST SOLUTION"

Tenant billing optimised

# MONTH END TENANT INVOICE



St Helena Supermarket St  
 Helena Centre Main Road St  
 Helena Bay 7390  
 ACCOUNTS TO:  
 Tony Isteehasan Email:  
 isteehasantony30@gmail.com

## TAX INVOICE

INVOICE NUMBER: RN0175  
 ACCOUNT NUMBER: 27084896 R  
 AMOUNT DUE: DUE 19,011.05 R  
 DATE: Apr-26  
 CLIENT VAT NO.: NOT SUPPLIED

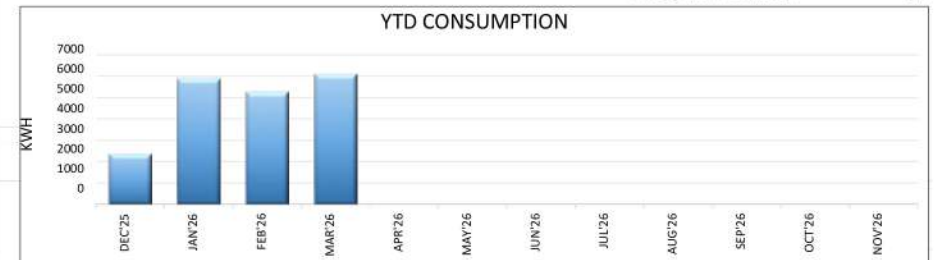
Office:  
 +27 21 949 6906  
 Billing Enquiries:  
 Amore Lourens  
[amore@utilityconsult.co.za](mailto:amore@utilityconsult.co.za)  
 Account Enquiries:  
 Lindie Liebenberg  
[lindie@utilityconsult.co.za](mailto:lindie@utilityconsult.co.za)

ACCOUNT DATE		ELECTRICITY ACCOUNT SUMMARY		1-Apr-26	
BALANCE BROUGHT FORWARD		R	-		
INTEREST		R	-		
ADJUSTMENTS / INTEREST		R	-		
CURRENT ACCOUNT CHARGES		R			
			19,011.05		
<b>TOTAL AMOUNT DUE</b>		<b>R</b>	<b>19,011.05</b>		
	From	1-Mar-26	to	31-Mar-26	Days
					31
<b>BUSINESS TARIFF 2</b>		<b>CONSUMPTION</b>	<b>COST P/U</b>	<b>AMOUNT EXCL.</b>	
SERVICE CHARGE (P/D) GENERATOR		31 31	14.70	R	455.70
CAPACITY CHARGE (P/D)		31	2.95	R	91.45
NETWORK CHARGE (P/D)		6146.43	30.21	R	936.51
ENERGY (kWh)		6146.43	2.2493	R	13,825.16
ENERGY NETWORK DEMAND (kWh)		6146.43	0.1454	R	893.69
ANCILLARY SERVICE(kWh)		6146.43	0.0041	R	25.20
ELECTRIFICATION AND RURAL SUBS			0.0494	R	303.63

Sales:  
 Jacques du Rand  
 +27 62 870 7323  
[jdr@utilityconsult.co.za](mailto:jdr@utilityconsult.co.za)

TOTAL ELECTRICITY CHARGE R 16,531.35  
 VAT @ 15% TOTAL CURRENT R 2,479.70  
**ACCOUNT** R 19,011.05  
Average effective cost (R/kWh): 2.97

Utility Consult Information:  
[www.utilityconsult.co.za](http://www.utilityconsult.co.za)  
[info@utilityconsult.co.za](mailto:info@utilityconsult.co.za) Registration  
 Number : 2018/467032/07 VAT No:  
 4570294779



COMMENTS: PAYMENT DUE WITHIN 7 DAYS OF INVOICE DATE.

**BANKING DETAILS:**  
 Account Name: UC Renewable PTY LTD  
 Bank: Nedbank Account Type: Current  
 Account Number: 121 105 1722  
 Branch Code: 198765

### ACCOUNT NUMBER:

27084896

### DUE DATE

08-Apr-26

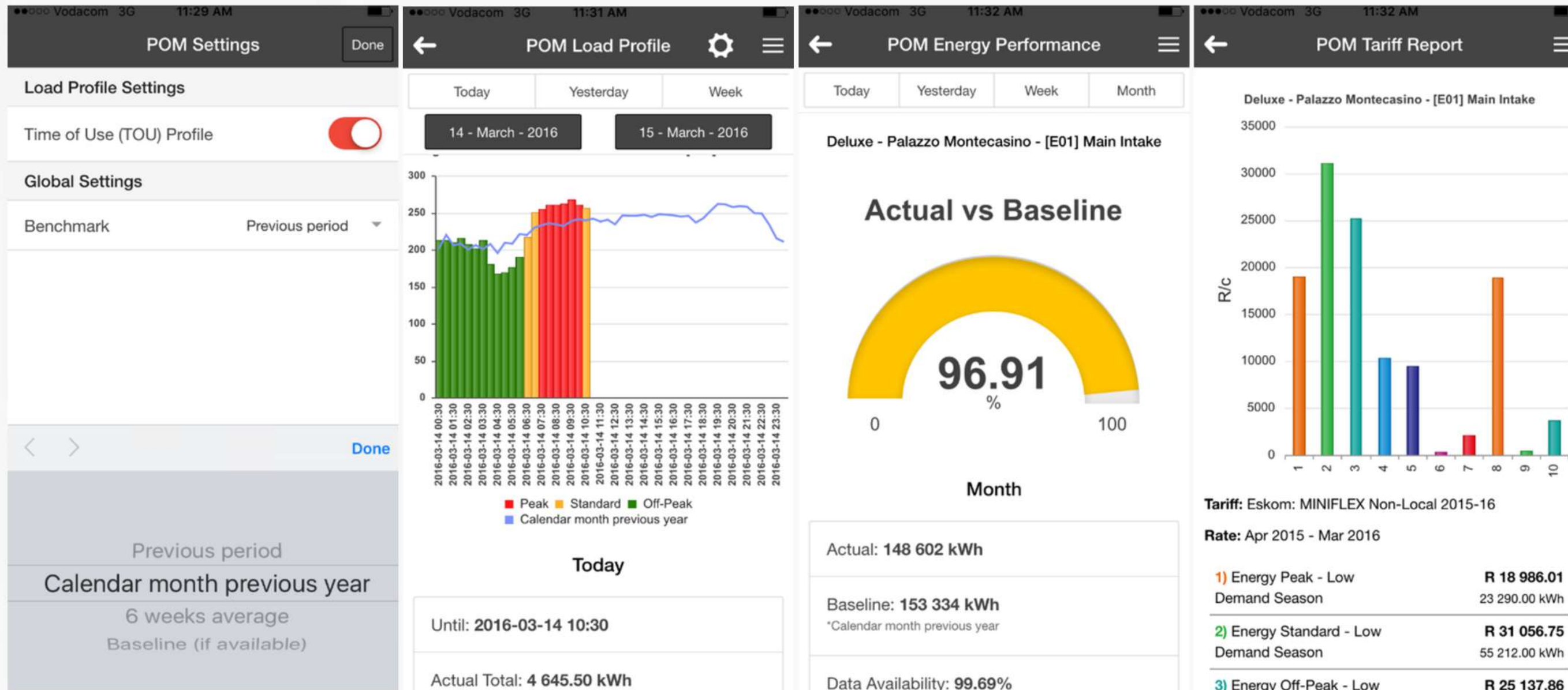
### AMOUNT DUE

R 19,011.05

ACCOUNT REFERENCE: SUPERMARKET ST HELENA CENTRE  
 E-MAIL: Mailproofpayment to [lindie@utilityconsult.co.za](mailto:lindie@utilityconsult.co.za)

Tenant billing optimised

# SMARTPHONE APP "SMARTWIRE" FOR EASY MONITORING



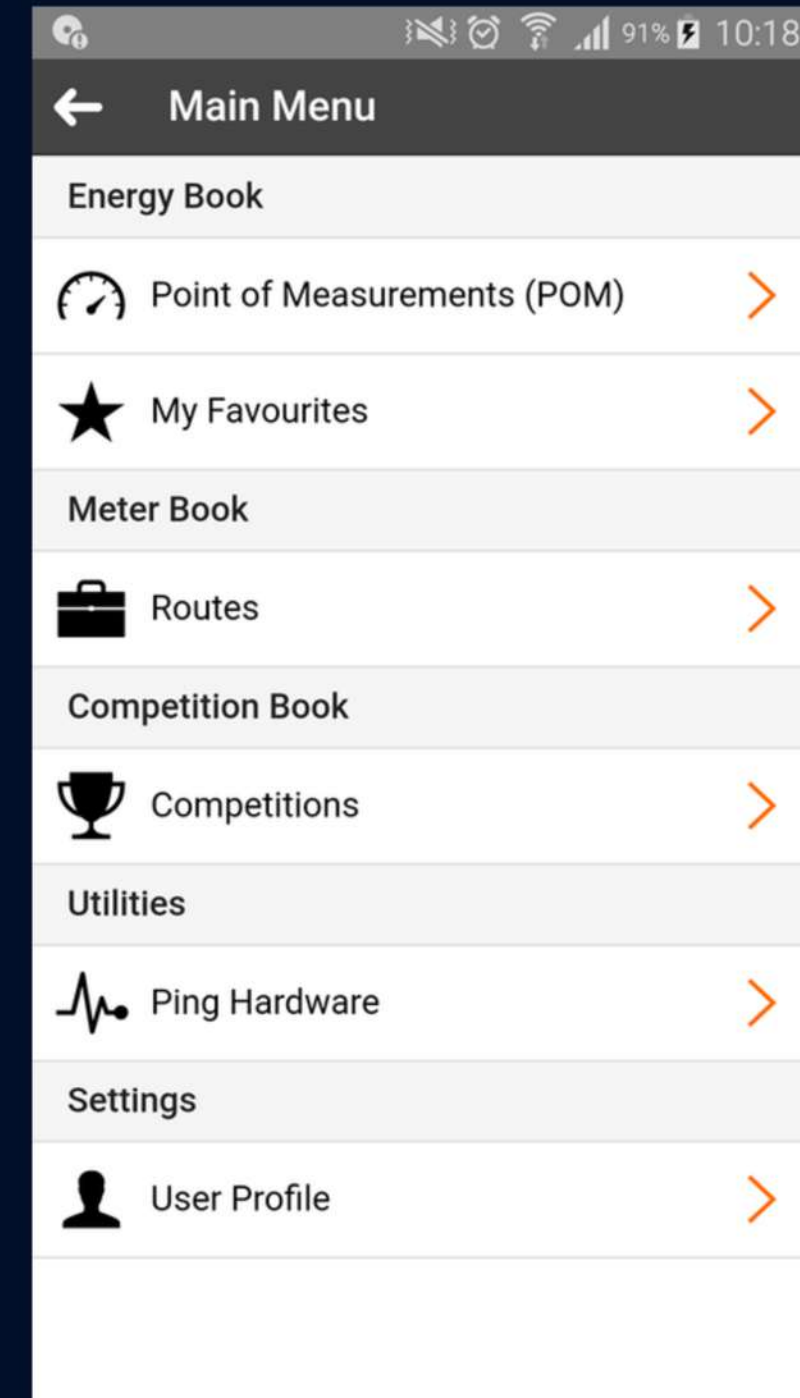
24/7 ACCESS  
FREE FROM ALL APP STORES  
ALL OPERATING SYSTEMS  
PERFORMANCE DATA ON THE FLY



# MAIN MODULES

## Energy Book

- Smart meter load profiles
- Smart prepaid load profiles and purchases
- Prepaid purchases and usage
- Hand meter readings and usage statistics

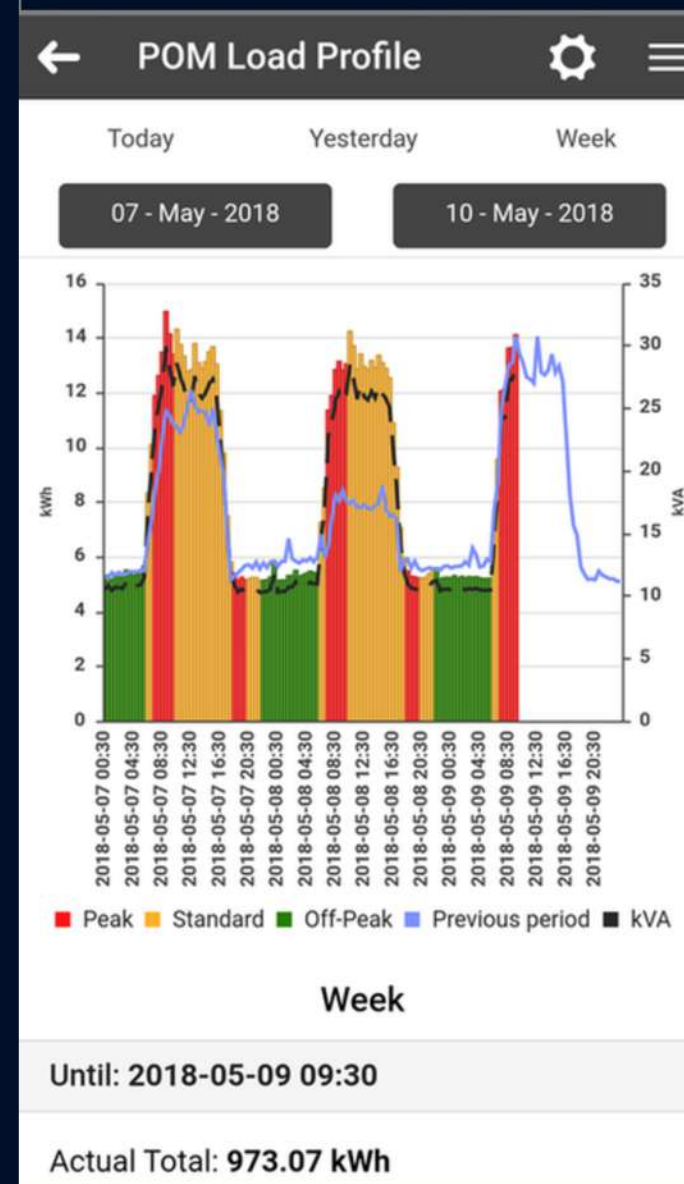


# Energy Book – Smart Meter View

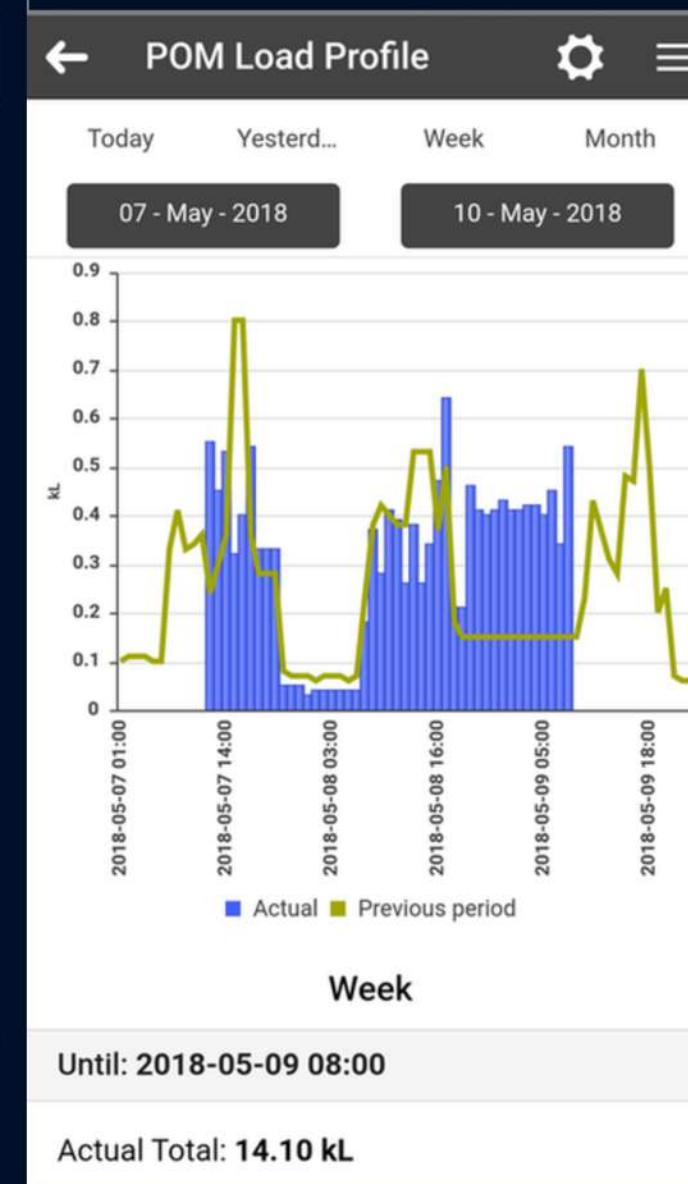
## Supported commodities:

- Electricity
- Water
- Gas

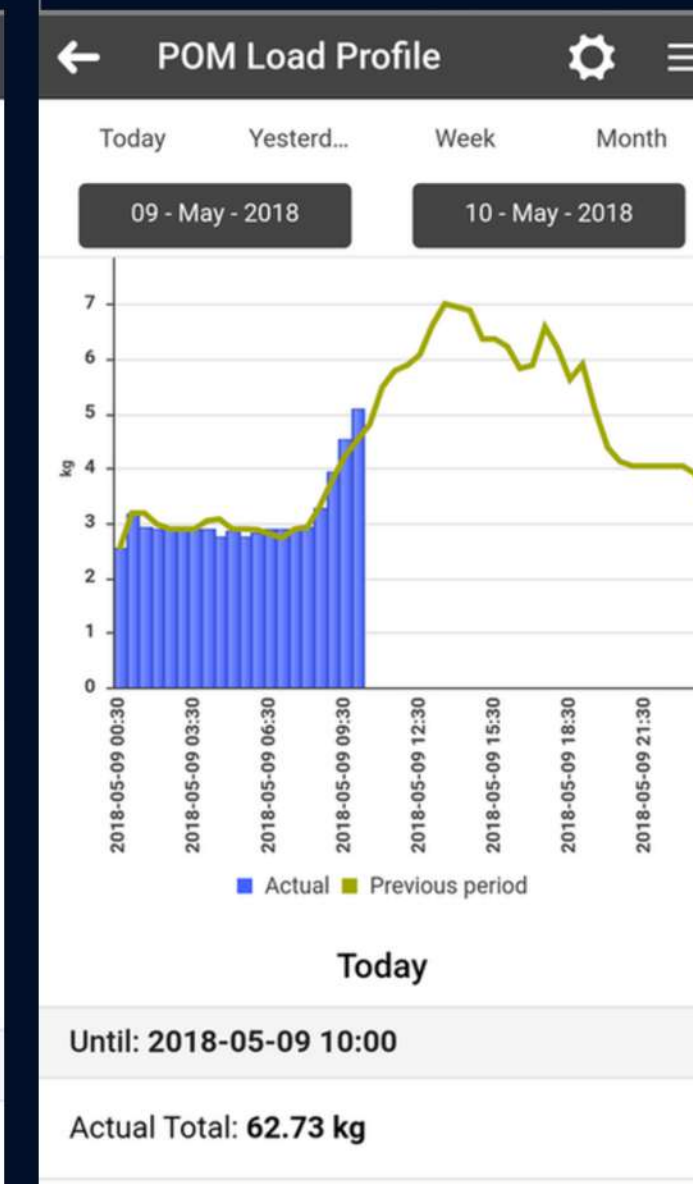
### Electricity



### Water



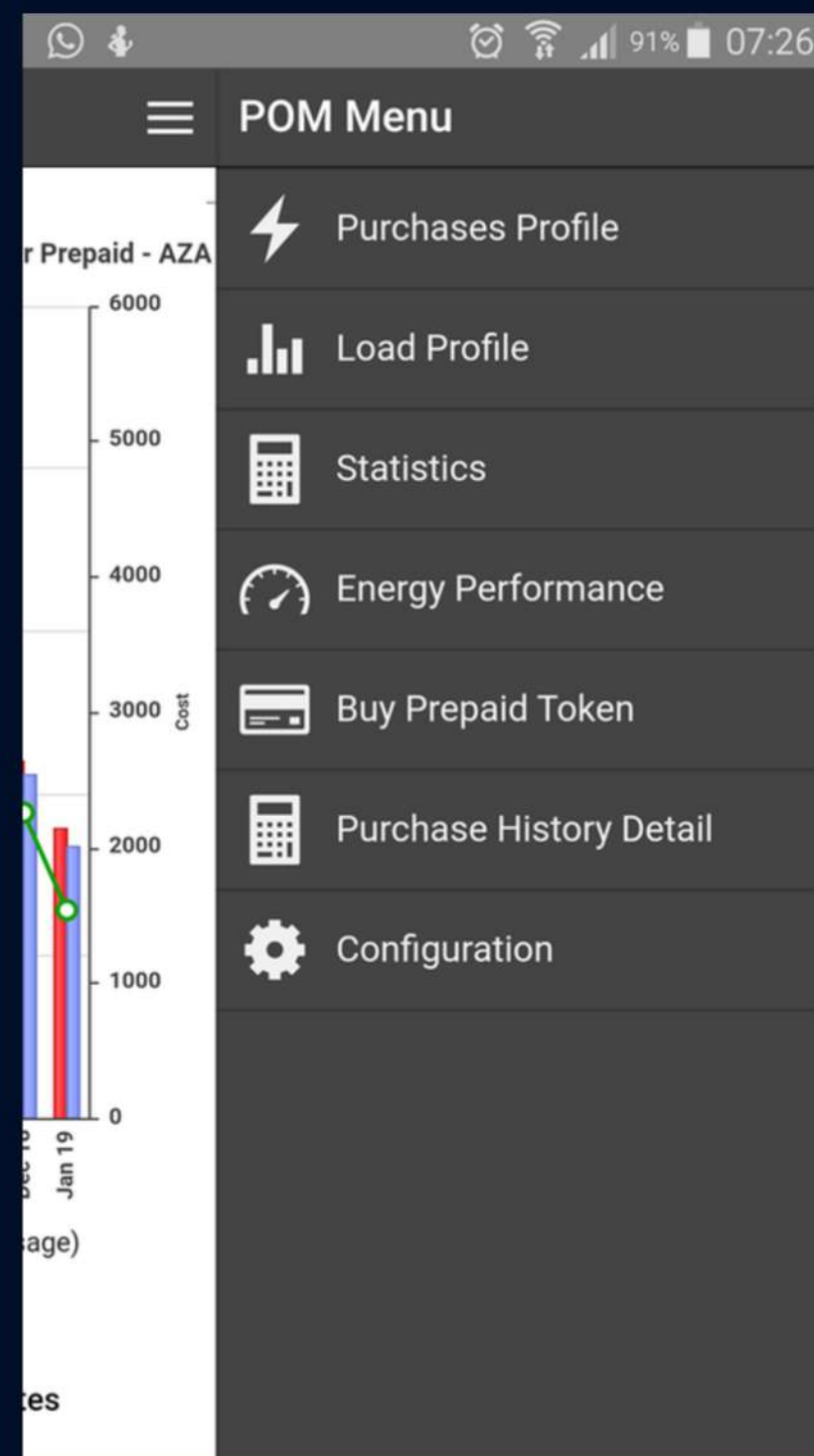
### Gas



# Energy Book – Smart Meter View

## General functions:

- Purchase profile
- Load Profile
- Statistics
- Energy Performance
- Tariff Report
- Purchase History Detail
- Buy Prepaid Token
- Configuration



# Buy Prepaid Token Available for Smart Prepaid and Prepaid Meters



Enter Details

Buy Meter Token

**POM:**  
68 Kanonnier - [E02] House Fdr Prepaid - AZA

**Type:**  
Hexing

**Model:**  
HXE 310

**Serial Number:**  
14271440746

**Recharge Amount (ZAR):**

Buy Now

PAYGATE  
VISA  
MasterCard  
Verified by VISA  
SecureCode

Payment Method

Livemopay

Merchant Reference	Livewire Engineering and Cons
Transaction Date	Vend-14271440746
Amount	Thu, 31 Jan 2019
	R 10.00 (ZAR)

Please select a payment type

Card

Check out with **PayPal**

SiD Instant EFT

Back

PayGate

Buy Token

Livemopay

Merchant Reference	Livewire Engineering and Cons
Transaction Date	Vend-14271440746
Amount	Thu, 31 Jan 2019
	R 10.00 (ZAR)

Change Payment Type

Card Holder  
Enter your name

Card Number  
Enter Card number

Expiry Date  
01 2019

CVV Digits

Back

PayGate

Next

# KEY UTILITY MANAGEMENT BENEFITS



## **Access**

Accurate utility monitoring with real-time 24/7 secure online portal access to all client facilities via Liveview desktop platform and Smartwire mobile application

## **Financial**

Efficient account and procurement management with bill verification and tariff analysis tools

## **Efficiency**

Granular in-depth review of facility utility data

Better information drive utility performance optimization

Ability to record actual utility usage (no estimates)

Ability to identify and eliminate wasted energy / water

Proactive early access to maintenance issues for repair before critical equipment fails via sms / email notification

## **Benchmarking**

Benchmark comparison across similar facilities

Integrating productivity measures to calculate industry / client specific efficiency figures e.g. kWh used/square meter for office buildings or kWh/ bed sold for hospitality

## **Group reporting**

Automated facility and group reporting services with custom dashboards

Environmental impact reporting

Performance tracking



**CREATING SMART UTILITY ENVIRONMENTS**

# Get in Touch

Take control of your utilities.



**Phone**

+27 (0)21 949 6906



**Email**

info@utilityconsult.co.za



**Website**

www.utilityconsult.co.za



**Address**

Cape Town, South Africa

**Ready to lower your costs and build energy security? Contact us today for a free consultation.**